

# INSTALLATION MANUAL

62132N, 62142N

**ecolight**

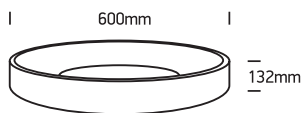
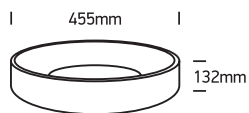


80  
CRI

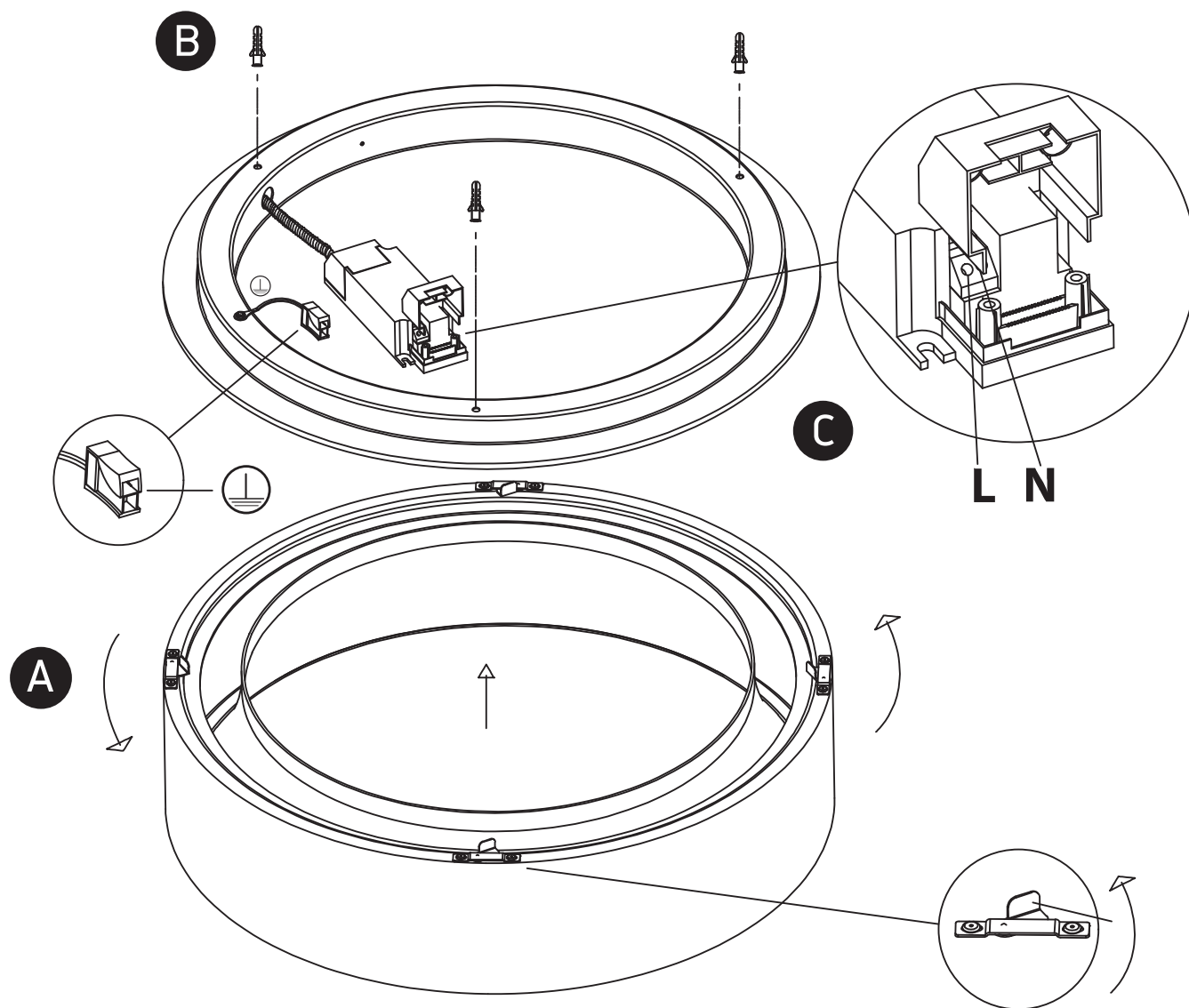
Complete with driver

62132N: 230V | SMD 2835 | 32W | IP20 | Aluminium

62142N: 230V | SMD 2835 | 42W | IP20 | Aluminium



**one**  
LIGHT



## Warnings:

1. Fix the base on the ceiling.
2. Make sure that the product is installed properly before connecting to electricity.
3. Connect the AC power cable to the driver's cable as shown in the above diagram.
4. Do not cover the fitting.
5. Maintenance and installation should only be carried out by a professional electrician.