

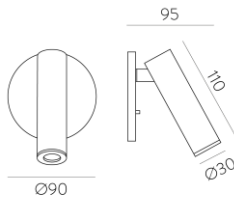
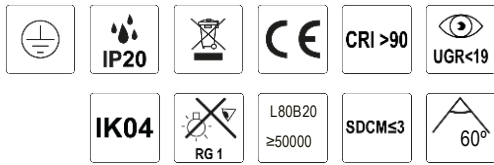


Atria

E3925000N

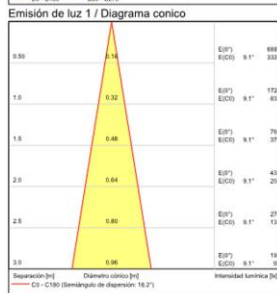
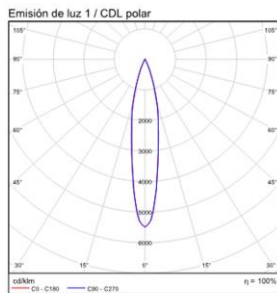
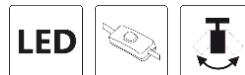
LED 1x3W 3000K 315lm

IMÁGENES / IMAGES / IMAGES



TIPO	TYPE	TYPE
Empotrable	Recessed	Encastré
ACABADO	FINISH	FINITION
Negro Texturado	Textured Black	Noir Texturé
MATERIAL	MATERIAL	MATIÈRE
Aluminio/Hierro	Aluminium/Iron	Aluminium/Fer
DETALLES	DETAILS	DÉTAILS

DETALLES / DETAILS / DÉTAILS



MEDIDAS / MEASURES

	Length (mm)	Width (mm)	Height (mm)	KG	Gross (Kg)	Net (Kg)
Box 1	130	100	100	Weight 1	0,39	0,35
Box 2	0	0	0	Weight 2	0,00	0,00