



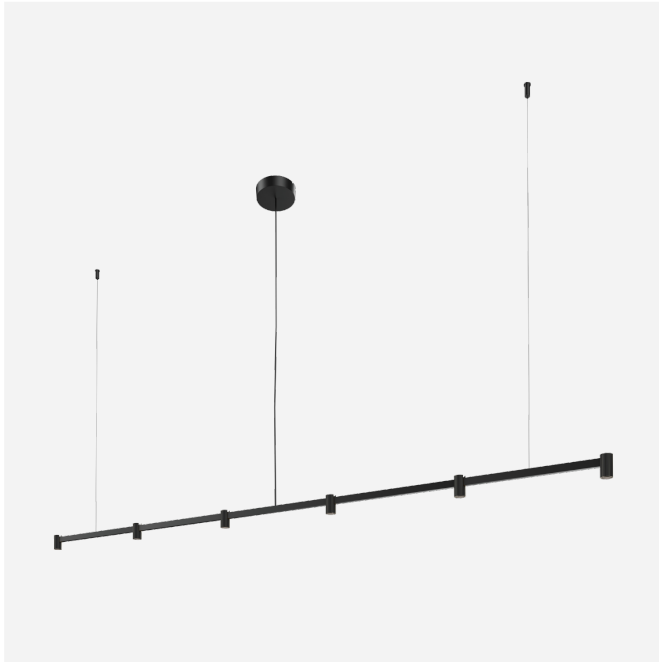
## PROJECT

## TYPE

## NOTES

## QUANTITY

## DATE



Ceiling suspended luminaire made from aluminium; with 6 spotlights; inclusive adjustable cable suspension max. 2500mm; surface Black Matt; powder coated, matt texture; RAL 9011; with COB (Chip on Board) technology for maximum efficiency; phase-cut dim; light colour 2700 K; binning initial MacAdam  $\leq 2$  SDCM; CRI  $\geq 90$ ; beam angle 30°; 220 - 240 V; degree of protection IP20; Class 2; UGR  $\leq 19$ ; driver included; light source replaceable by Wever & Ducré or by a professional with explicit authorization; control gear replaceable by end-user;

## GENERAL

Ceiling  
Suspended  
Black Matt  
RAL 9011<sup>a</sup>  
IP20  
Interior  
1090 lm  
CIE flux code: 95 99 100 100 100

## LED

2700 K  
CRI  $\geq 90$   
L80 / 50000h  
initial MacAdam  $\leq 2$  SDCM

## OPTICAL

Standard  
beam angle 30°  
UGR  $\leq 19$

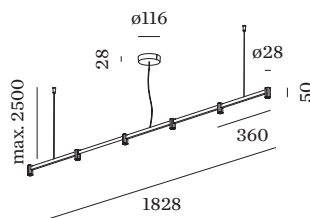
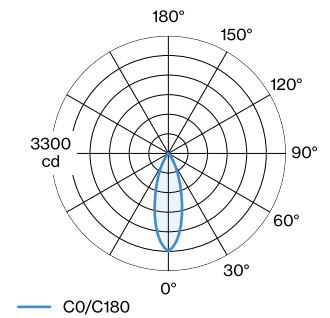
## ELECTRICAL

phase-cut dim  
220 - 240 V  
system 16.0 W  
Class 2

## PHYSICAL

length 1828 mm  
width 28 mm  
height 50 mm  
0.84 kg

## LIGHT DISTRIBUTION



<sup>a</sup> Colour may deviate slightly due to production conditions.


**Maintenance Factor**

Operating Time [h]	10.000	20.000	30.000	40.000	50.000
LLMF	0.98	0.95	0.93	0.9	0.88
LSF	1	1	1	1	1

MF	$LMF \times RSMF \times LLMF \times LSF$	RSMF <sup>a</sup>	Room Surface Maintenance Factor
MF	Maintenance Factor	LLMF	Lamp Lumens Maintenance Factor
LMF <sup>a</sup>	Luminaire Maintenance Factor	LSF	Lamp Survival Factor

<sup>a</sup>According to "CIE 97, Maintenance of indoor electric lighting systems", 2005, ISBN 3-900-734-34-8. The values must be determined by the planner.