



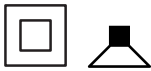
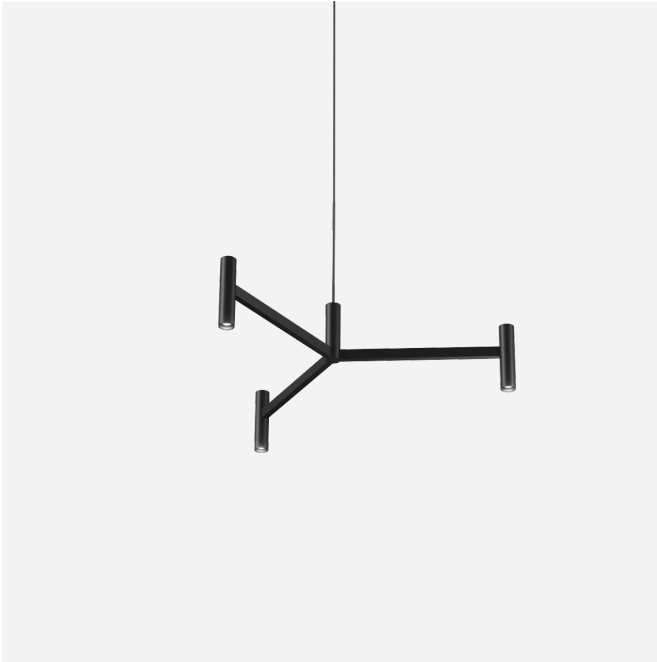
PROJECT

TYPE

NOTES

QUANTITY

DATE



Ceiling suspended luminaire made from aluminium; inclusive adjustable cable suspension max. 2500mm; surface Black Matt; powder coated, matt texture; with COB (Chip on Board) technology for maximum efficiency; phase-cut dim; light colour 2700 K; CRI ≥ 90; beam angle 30°; 220 - 240 V; degree of protection IP20; Class 2; driver included;

LUMINAIRE

Ceiling _____
 Suspended _____
 Black Matt _____
 IP20 _____
 Interior _____
 720 lm _____

LED Module

2700 K _____
 CRI ≥ 90 _____
 L80 / 50000h _____
 ≤ 2 SDCM (initial MacAdam) _____

Optical

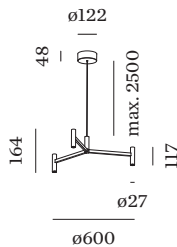
beam angle 30° _____

Electrical

incl. driver _____
 220 - 240 V _____
 system 9.0 W _____
 Class II _____
 Standard _____

Physical

diameter 600 mm _____
 height 164 mm _____
 1 kg _____
 cable length max. 2500 mm _____



[‘280154B3’] The technical data represent rated values for an ambient temperature of 25°C. The data values for the luminous flux are initially subject to a tolerance of +/- 10%, those for the electrical connected load are initially subject to a tolerance of +/- 10%, and those for the colour temperature are initially subject to a tolerance of +/- 150 K. No liability is assumed for typographical or printing errors. The general terms and conditions of Wever & Ducré BV apply.