




PROJECT

TYPE

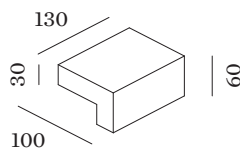
NOTES

QUANTITY

DATE



Wall surface luminaire made from aluminium; surface Anthracite Grey; powder coated; matt texture; RAL 7016; direct light distribution; PCB 3-step binning; phase-cut dim; light colour 2700 K; binning initial MacAdam ≤ 3 SDCM; CRI ≥ 80 ; 220 - 240 V; degree of protection IP65; Class 1; driver included; light source not replaceable; control gear replaceable by end-user;



Luminaire

Wall
Surface
Anthracite Grey
RAL 7016 ^a
IP65
Exterior
680 lm
680 lm

Module

2700 K
CRI ≥ 80
L80 / 60000 h
initial MacAdam ≤ 3 SDCM
678 lm
65 lm/W

Optical

Asymetric
CIE flux code: 5 31 72 88 100

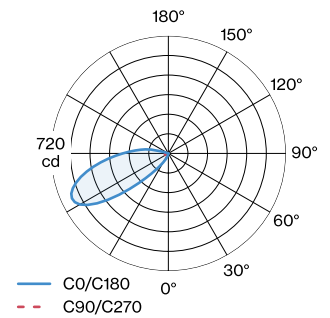
Electrical

phase-cut dim
220 - 240 V
system 10.5 W
Class 1

Physical

length 130 mm
width 100 mm
height 60 mm
0.86 kg

LIGHT DISTRIBUTION



^a Colour may deviate slightly due to production conditions.



Maintenance Factor

Operating Time [h]	10.000	20.000	30.000	40.000	50.000
LLMF	0.97	0.93	0.89	0.86	0.82
LSF	1	1	1	1	1

MF	$LMF \times RSMF \times LLMF \times LSF$	RSMF ^a	Room Surface Maintenance Factor
MF	Maintenance Factor	LLMF	Lamp Lumens Maintenance Factor
LMF ^a	Luminaire Maintenance Factor	LSF	Lamp Survival Factor

^aAccording to "CIE 97, Maintenance of indoor electric lighting systems", 2005, ISBN 3-900-734-34-8. The values must be determined by the planner.