




**PROJECT**

**TYPE**

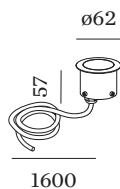
**NOTES**

**QUANTITY**

**DATE**



Round floor recessed luminaire made from aluminium and glass; with trim; surface Black Matt; RAL 9011; recessed depth 63 mm; with COB (Chip on Board) technology for maximum efficiency; light colour 3000 K; binning initial MacAdam  $\leq 2$  SDCM; CRI  $\geq 90$ ; beam angle 30°; degree of protection IP65; Class 3; driver not included; optional recessed ground housing available; light source not replaceable;



**Luminaire**

Floor  
Recessed  
Black Matt  
RAL 9011 <sup>a</sup>  
IP65  
IK08  
Exterior  
410 lm  
410 lm

**Module**

3000 K  
CRI  $\geq 90$   
L80 / 50000h  
initial MacAdam  $\leq 2$  SDCM  
408 lm  
97 lm/W

**Optical**

Standard  
beam angle 30°  
CIE flux code: 96 99 100 100  
100

**Electrical**

excl. driver  
9 V  
Class 3

**Physical**

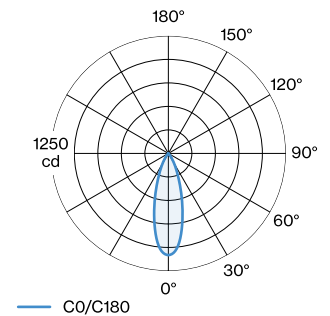
diameter 62 mm  
height 57 mm  
0.34 kg

**Cutout**

diameter 47-49 mm  
recessed depth 63 mm

<sup>a</sup> Colour may deviate slightly due to production conditions.

**LIGHT DISTRIBUTION**





## CONE DIAGRAM

standard 32°

h (m)	E0° (lx)	ø (m)
1	1080	0.56
2	270	1.13
3	120	1.69
4	70	2.26
5	40	2.82

## ELECTRICAL ACCESSORIES

### Driver

Type	Colour	Voltage	L·W·H (MM)	Item number
7W   500mA   5-14.5V   IP67		5-14.5V	57·41·24	90214301
6.5W   500mA   7-13V   phase-cut dim		7-13V	122·41·23	90224301

## MOUNTING ACCESSORIES

### Ground Housing

Type	Colour	Voltage	Ø·H (MM)	Item number
MAP 0.6   CHART 0.6   BLINK TRIM   TRIMLESS			132·105	90012201