




PROJECT

TYPE

NOTES

QUANTITY

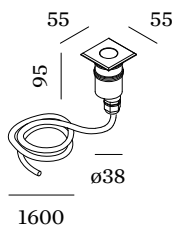
DATE



IP67



Square floor recessed luminaire made from stainless steel and glass; surface Inox; recessed depth 118 mm; with COB (Chip on Board) technology for maximum efficiency; phase-cut dim; light colour 3000 K; binning initial MacAdam ≤ 3 SDCM; CRI ≥ 90 ; beam angle 43°; degree of protection IP67; Class 2; driver not included; light source replaceable by Wever & Ducré or by a professional with explicit authorization;



Luminaire

Floor
Recessed
Inox
IP67
IK08
Exterior
310 lm
310 lm

Module

3000 K
CRI ≥ 90
L70 / 55000h
initial MacAdam ≤ 3 SDCM
312 lm
62 lm/W

Optical

Wide
beam angle 43°
UGR ≤ 10
 $\geq 65^\circ < 1500 \text{ cd/m}^2$
CIE flux code: 25 48 71 0 100

Electrical

phase-cut dim
220 - 240 V
system 5.0 W
Class 2

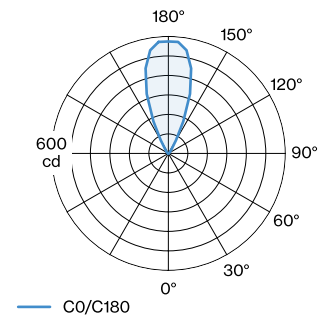
Physical

length 55 mm
width 55 mm
height 95 mm
0.39 kg

Cutout

recessed depth 118 mm

LIGHT DISTRIBUTION





75216815



MOUNTING ACCESSORIES

Ground Housing

Type

MAP 0.6 | CHART 0.6 | BLINK TRIM | TRIMLESS

Colour

Voltage

Ø·H (MM)

132·105

Item number

90012201