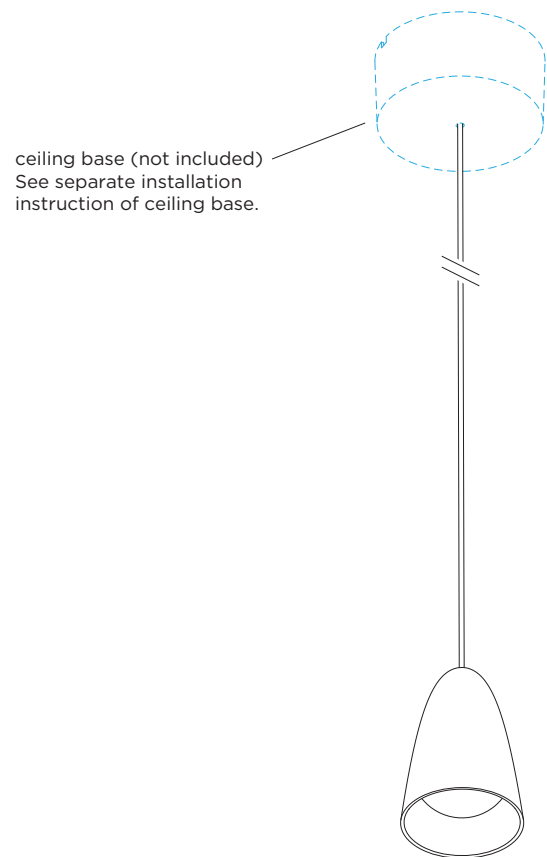
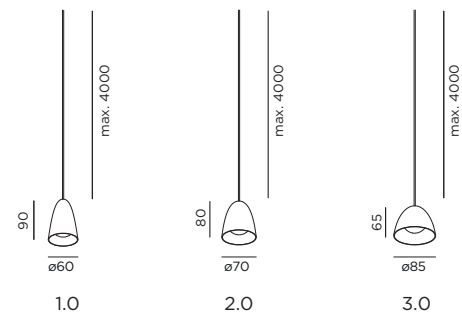


# COZY CONE

INSTALLATION INSTRUCTIONS | JANUARY 2025

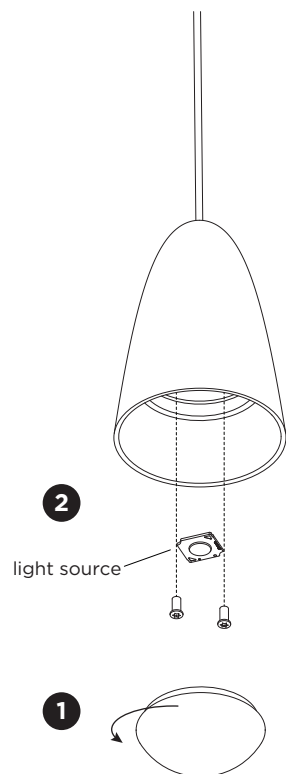


## DIMENSIONS



# COZY CONE


INSTALLATION INSTRUCTIONS | JANUARY 2025



## DISMOUNTING AND RECYCLING INSTRUCTIONS

Light source

- 1 Unscrew the lens.
- 2 Loosen the screws and disconnect the wires to remove the light source.



The light source is replaceable by Wever & Ducré or by a professional with explicit authorisation. For more information please contact your local Wever & Ducré customer service point.



This luminaire contains a light source with the energy class D.



Use green electricity to light up your luminaire.