

04 Recessed Spots Adjustable LED > Recessed COB Cylinders

## 11111C/W/W



11W COB LED recessed adjustable spot, for general lighting applications.

Supplied with Black & Brass reflectors.

Complete with 250mA driver.

Complies with standard EN60598-1 and any other specific standards.



### Downloads



### Dimensions



### Gallery






### Physical Specification



|            |                                  |
|------------|----------------------------------|
| Item Group | 04 Recessed Spots Adjustable LED |
| Family     | Recessed COB Cylinders           |
| Order Code | 11111C/W/W                       |
| Colour     | White                            |
| Material   | Die Cast                         |
| Shape      | Circular                         |
| Height     | 90mm                             |

|                      |              |
|----------------------|--------------|
| Diameter             | 90mm         |
| Cutout Hole Diameter | 85mm         |
| Recessed Ceiling     | Yes          |
| Depth Required       | 110mm        |
| Indoor               | Yes          |
| Adjustable           | 2 Directions |


## Electrical Characteristics

| Gear             | External-Included   |
|------------------|---|
| Fitting + Driver |   |
| Input Voltage    | 220-240V  |
| 50 Hz            | Yes   |
| 60 Hz            | Yes   |
| Safety Class     |  |
| Power(Watts)     | 11W   |
| IP Rating        | IP20  |
| Light Source     | LED built in  |
| Dimmable         | No  |
| F Mark           |  |

| Fitting       |   |
|---------------|---|
| Input Type    | Constant Current  |
| Input Current | 250mA   |
| Voltage       | 37V   |
| Safety Class  |  |
| Power(Watts)  | 9,25W   |
| IP Rating     | IP20  |
| Light Source  | LED built in  |
| LED Type      | COB   |
| LED Brand     | Luminus   |

|                  |   |
|------------------|---|
| LED Number       | 1   |
| F Mark           |    |
| <b>Gear</b>      |   |
| Gear Type        | Led Driver  |
| Input Voltage    | 220-240V  |
| 50 Hz            | Yes   |
| 60 Hz            | Yes   |
| Power(Watts)     | 7,5-12W   |
| Power Factor     | 0,5   |
| Constant Current | Yes   |
| 250mA            | 30-48V  |
| IP Rating        | IP20  |
| Safety Class     |  |
| Dimmable         | No  |
| Housing Material | Plastic   |
| Output Terminal  | Cable   |
| Brand            | KEGU  |

### Illumination Data

|                      |   |
|----------------------|---|
| Colour Temperature   | 3000K   |
| Lumen Output         | 820lm   |
| Light Efficiency     | 74,5lm/W  |
| CRI                  | 90  |
| Beam Angle           | 38°   |
| Illumination Diagram |  |
| Dark Light           | Yes   |

### Packing Info

|            |      |
|------------|------|
| Box Length | 12cm |
|------------|------|

|            |               |
|------------|---------------|
| Box Width  | 12cm          |
| Box Height | 9,5cm         |
| Pcs/Carton | 20            |
| Barcode    | 5291889059455 |
| HS Code    | 9405409900    |

## Energy Label



## Certification & Warranty

|                |         |
|----------------|---------|
| Warranty       | 3 Years |
| Weee Directive | Yes     |

switch to  
**one light!**

**one**  
LIGHT

