

New 2022 Edition 3>Downlights Fixed LED

## 50110CE/C



10W Downlight LED, IP20.

Complete with 250mA driver.

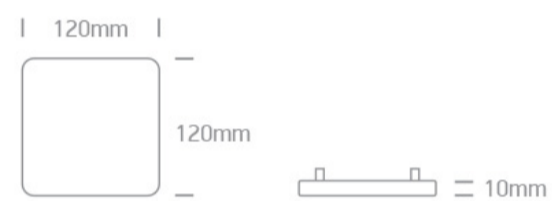
Complies with standard EN60598-1 and any other specific standards.



### Downloads



### Dimensions



### Gallery






### Physical Specification


Item Group	New 2022 Edition 3
Family	Downlights Fixed LED
Order Code	50110CE/C
Material	Aluminium
Diffuser Material	PC
Shape	Rectangular
Length	120mm

Width	120mm
Height	10mm
Cutout Hole Diameter	50mm-100mm
Recessed Ceiling	Yes
Depth Required	50mm
Indoor	Yes
Adjustable	No


## Electrical Characteristics

Gear	External-Included
Fitting + Driver	
Input Voltage	220-240V
50 Hz	Yes
60 Hz	Yes
Safety Class	
Power(Watts)	10W
IP Rating	IP20
Light Source	LED built in
Dimmable	No
F Mark	

Fitting	
Input Type	Constant Current
Input Current	250mA
Voltage	30,7V
Safety Class	
Power(Watts)	7.675W
IP Rating	IP20
Light Source	LED built in
LED Type	SMD 4014

LED Brand	Zhaochi
Gear	
Gear Type	Led Driver
Input Voltage	220-240V
50 Hz	Yes
60 Hz	Yes
Power(Watts)	6,75-12W
Power Factor	0,85
Constant Current	Yes
250mA	27-48V
IP Rating	IP20
Safety Class	
Dimmable	No
Housing Material	Plastic
Output Terminal	Cable
Brand	Eaglerise

#### Illumination Data

Colour Temperature	4000K
Lumen Output	1100lm
Light Efficiency	110lm/W
CRI	80
Illumination Diagram	

#### Packing Info

Pcs/Carton	40
Barcode	5291889073932
HS Code	9405413990

Warranty

2 Years

Weee Directive

Yes

switch to  
**one light!**

one  
LIGHT

