



15 Plafo>The LED Panel Plafo Square

62130AF/W/C



30W LED slim plafo light, IP40, suitable for residential and commercial application.

Supplied with non-dimmable LED driver.


Complies with standard EN60598-1 and any other specific standards.



Downloads







Dimensions




Physical Specification

Item Group	15 Plafo
Family	The LED Panel Plafo Square
Order Code	62130AF/W/C
Colour	White
Material	Die Cast
Shape	Rectangular
Length	300mm
Width	300mm
Height	39mm
Surface Ceiling	Yes
Indoor	Yes
Adjustable	No


Gear	External-Included
Fitting + Driver	
Input Voltage	220-240V
50 Hz	Yes
60 Hz	Yes
Safety Class	
Power(Watts)	30W
IP Rating	IP40
Light Source	LED built in
Dimmable	No
F Mark	

Fitting	
Input Type	Constant Current
Input Current	1000mA
Voltage	28V
Safety Class	
Power(Watts)	28W
IP Rating	IP40
Light Source	LED built in
LED Type	SMD 2016
LED Brand	Sanan
F Mark	

Gear	
Gear Type	Led Driver
Input Voltage	220-240V
50 Hz	Yes
60 Hz	Yes

Power(Watts)	18-28W
Power Factor	0,9
Constant Current	Yes
1000mA	18-28V
IP Rating	IP20
Safety Class	
Dimmable	No
Housing Material	Plastic
Output Terminal	Cable
Brand	KEGU

Illumination Data

Colour Temperature	4000K
Lumen Output	2174lm
Light Efficiency	72,46lm/W
CRI	80
Illumination Diagram	

Packing Info

Box Length	32cm
Box Width	31,5cm
Box Height	4,5cm
Box Weight	2,2kg
Pcs/Carton	10
Barcode	5291889039204
HS Code	9405409900

Warranty

2 Years

Weee Directive

Yes

switch to  
**one light!**

