

14 Plafo > The LED Slim Line Plafo

62146A/B/W



50W LED slim plafo light, IP20, suitable for residential and commercial application.

Supplied with non-dimmable LED driver.


Complies with standard EN60598-1 and any other specific standards.



Downloads



Dimensions



Gallery





Physical Specification

Item Group	14 Plafo
Family	The LED Slim Line Plafo
Order Code	62146A/B/W
Colour	Black
Material	Iron
Diffuser Material	Plastic
Shape	Rectangular

Length	500mm
Width	500mm
Height	75mm
Surface Ceiling	Yes
Indoor	Yes
Adjustable	No

Electrical Characteristics

Gear	Built In
Fitting + Driver	
Input Voltage	220-240V
50 Hz	Yes
60 Hz	Yes
Safety Class	
Power(Watts)	50W
IP Rating	IP20
Light Source	LED built in
Dimmable	No
F Mark	

Fitting	
Input Type	Constant Current
Input Current	500mA
Voltage	100V
Power(Watts)	50W
IP Rating	IP20
Light Source	LED built in
LED Type	SMD 2835
LED Brand	Sanan

Gear

Gear Type

Led Driver

Input Voltage

220-240V

50 Hz

Yes

60 Hz

Yes

Power(Watts)

55-60W

Power Factor

0,9

Constant Current

Yes

Output

480mA

Voltage Range

100-110V

IP Rating

IP20

Safety Class



Dimmable

No

Housing Material

Plastic

Output Terminal

Connector

Illumination Data

Colour Temperature

3000K

Lumen Output

4100lm

Light Efficiency

82lm/W

CRI

80

Beam Angle

120°

Illumination Diagram



Packing Info

Box Weight

3.400kg

Pcs/Carton

1

Barcode

5291889064657

HS Code

9405409900

Certification & Warranty

Warranty

3 Years

Weee Directive

Yes

switch to
one light!

one
LIGHT

