

19 Wall Recessed & Inground>The Trimless Inground Range

69060/B/W



6W COB LED inground, IP67, for path illumination.

Supplied with non-dimmable LED driver.

Complies with standard EN60598-1 and any other specific standards.



Downloads



Dimensions



Gallery






Physical Specification

Item Group	19 Wall Recessed & Inground
Family	The Trimless Inground Range
Order Code	69060/B/W
Colour	Black
Material	Die Cast
Diffuser Material	Glass
Shape	Circular

Height	92mm
Diameter	98mm
Cutout Hole Diameter	136mm
Inground	Yes
Depth Required	150mm+300mm drainage
Indoor	Yes
Outdoor	Yes
Adjustable	No
IK Rating	8


Electrical Characteristics

Gear	Built In
Fitting + Driver	
Input Voltage	100-240V
50 Hz	Yes
60 Hz	Yes
Safety Class	
Power(Watts)	6W
IP Rating	IP67
Light Source	LED built in
Dimmable	No
Cable Length	200cm
F Mark	


Fitting	
Input Type	Constant Current
Input Current	500mA
Voltage	10V
Safety Class	
Power(Watts)	5W

IP Rating	IP67
Light Source	LED built in
LED Type	COB
LED Brand	Cree

Gear

Gear Type	Led Driver
Input Voltage	100-240V
50 Hz	Yes
60 Hz	Yes
Power(Watts)	3-6W
Power Factor	0,9
Constant Current	Yes
500mA	6-12V
IP Rating	IP20
Safety Class	
Dimmable	No
Housing Material	Plastic
Output Terminal	Connector
Brand	Eaglerise

Illumination Data

Colour Temperature	3000K
Lumen Output	460lm
Light Efficiency	76,67lm/W
CRI	80
Beam Angle	25°
Illumination Diagram	

Packing Info

Pcs/Carton

6

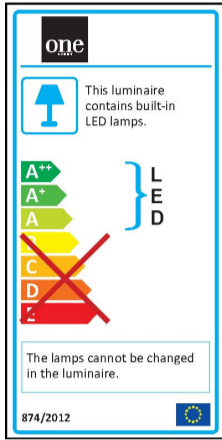
Barcode

5291889066149

HS Code

9405409900

Energy Label



Certification & Warranty

Warranty

2 Years

Weee Directive

Yes

switch to
one light!

one
LIGHT

